

Fund Objective

The investment objective of the Deton Prime Balanced Fund of Funds is to utilise an active investment management process to achieve a combination of income generation and long-term capital growth and which will tend to display average volatility.

Risk Profile*

Low	Low - Medium	Medium	Medium - High	High
-----	--------------	--------	---------------	------

Portfolios in this category are blended solutions of capital growth and income generating assets with a tilt towards equities. Due to the balanced allocation across asset classes within these portfolios, the investment returns generated will be both of a capital and of an income nature. This portfolio is suitable for medium to long term investment horizons (5-10 years) and in statistics have a high probability of being able to generate stable inflation beating capital growth over the longer term whilst providing some income distribution.

General Fund Information

Investment Manager	Deton Private Wealth (Pty) Ltd
Classification	South African MA Medium Equity
Benchmark	ASISA Category Average
Fund Inception Date	2018/06/07
Domicile	South Africa
Base Currency	Rand
Fund Size	R 218 907 164
Fund Size Date	2024/12/31
JSE Code	PBFOZ1
ISIN Number	ZAE000258778
Minimum Initial Investment	R 5 000
NAV Price (Month-End)	R 1,67
Income Distribution	Semi-Annually
Distribution Payment	3rd working day of March / September
Valuation Time	10:00
Transaction Cut-off	14:00
Regulation 28 Compliant	Yes
Issue Date	31 December 2024

Distributions

Last Distribution Date	09/2024	03/2024	09/2023
Last Distribution (Rand per unit)	0,022	0,025	0,018

Fund Universe

The fund will, apart from assets in liquid form, consist solely of participatory interests in portfolios of Collective Investment Schemes investing in equities, bonds, property and money market instruments.

Investment Strategy

The Deton Prime Balanced Fund of Funds is a moderate investment solution on the risk spectrum, which aims at maximising long-term performance while taking cognisance of short-term downside risk. The fund has a capital preservation focus, with an asset allocation strategy that seeks to minimise drawdown risk. The fund invests in equities, bonds, properties and cash and uses a passive core and actively managed satellites as it seeks to establish a risk controlled investment solution while aiming at outperformance in the longer term. While the fund subscribes to an overall low cost philosophy, it also makes use of well researched skilled active managers as satellite to the beta core.

Who should be investing

The fund is suitable for investors who require long-term steady growth while being able to sustain moderate short-term volatility.

Fee Structure

Total Expense Ratio (TER)	1,72%
Transaction Costs (TC)	0,06%
Investment Management Fee	0,50%
Initial Fee	N/A
Total Investment Charges (TIC)	1,78%

The TER above is as of 31 March 2024

All fees are annualised and include 15% Value Added Tax (VAT).

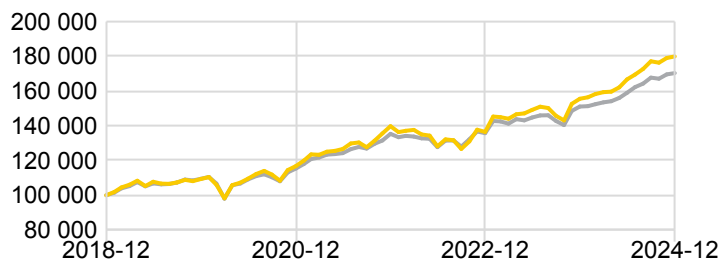
NAV Values

	12/2024	11/2024	10/2024
Fund NAV*	218 907 171	217 725 757	201 310 650

**Fund size/NAV as at relevant month-end date.*

Growth of a R 100 000 investment*

Time period: 2018/12/31 to 2024/12/31



■ Deton Prime Balanced Fund of Funds Z1

R 179 894

■ ASISA Category Average

R 170 304

*Performance History: Based on an initial investment of R 100 000.

Return Statistics

	Portfolio	Benchmark
YTD	15,66%	12,74%
1 Month	0,50%	0,44%
3 Months	1,58%	1,56%
6 Months	7,93%	7,13%
1 Year	15,66%	12,74%
3 Years	8,79%	7,96%
5 Years	10,47%	9,24%
Since Inception	9,11%	8,10%

*Returns are net of fees reflecting the total monthly return.

Monthly Performance

	Jan	Feb	Mar	Apr	May	Jun	Jul	Aug	Sept	Oct	Nov	Dec	YTD
2024	0,54%	1,20%	0,69%	0,17%	1,55%	2,83%	1,68%	1,90%	2,55%	-0,46%	1,53%	0,50%	15,66%
2023	6,48%	-0,24%	-0,62%	1,77%	0,35%	1,37%	1,23%	-0,50%	-2,98%	-1,81%	6,66%	1,91%	13,98%
2022	-2,42%	0,55%	0,37%	-1,90%	-0,50%	-4,59%	3,13%	-0,40%	-3,79%	3,41%	5,16%	-0,93%	-2,35%
2021	2,73%	2,99%	-0,19%	1,44%	0,38%	0,86%	2,52%	0,44%	-2,11%	2,99%	3,15%	3,06%	19,68%
2020	1,00%	-4,01%	-7,35%	7,71%	1,35%	2,16%	2,41%	1,61%	-1,87%	-3,13%	5,65%	1,97%	6,76%
2019	1,87%	2,60%	1,47%	2,16%	-2,83%	2,36%	-0,99%	-0,13%	0,76%	1,37%	-0,67%	1,15%	9,36%
2018	-	-	-	-	-	-	0,29%	3,07%	-2,02%	-2,77%	-0,88%	0,93%	-

Past performance is not a reliable indicator of future results. The portfolio's share prices fluctuate and are not guaranteed. Returns may decrease or increase as a result of currency fluctuations. When making an investment in the portfolio, an investor's capital is at risk. See disclaimer and disclosures for important information regarding this Minimum Disclosure Document. Mandate Compliance: The portfolio remains within the reporting framework as at the date of this report

Top Portfolio Holdings

Portfolio Date: 2024/12/31

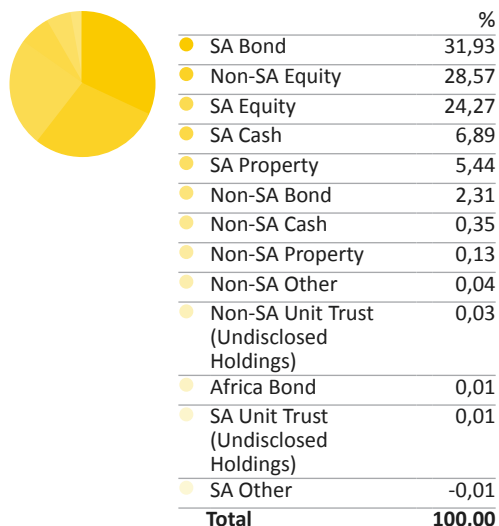
	Portfolio
Prime Global Equity C	32,43%
Prime Managed Yield B	25,53%
Prime SA Equity C	22,23%
Prime NextGen Flexible C	5,45%
Prime Flexible Income B	4,87%
Prime Property Fund B1	3,50%
Prime Flexible Income B2	2,61%
Sygnia Itrix MSCI World ETF	0,02%

Risk Statistics

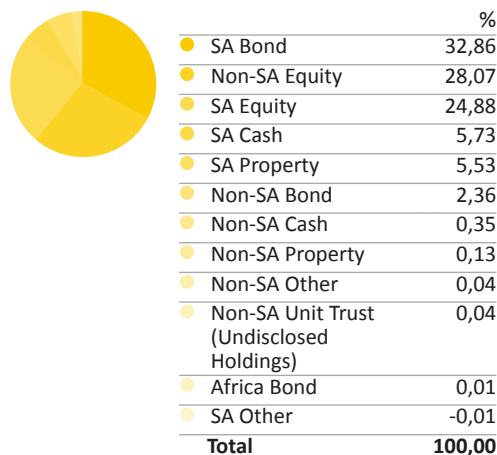
	Portfolio	Benchmark
Standard Deviation	8,55%	6,83%
Sortino Ratio	0,52%	0,45%
Max Drawdown	-9,36%	-5,65%
Up Period Percent	N/A	N/A
Sharpe Ratio	0,32%	0,27%
Max 1 Month Return	6,66%	5,82%
Min 1 Month Return	-4,59%	-3,62%

Asset Allocation

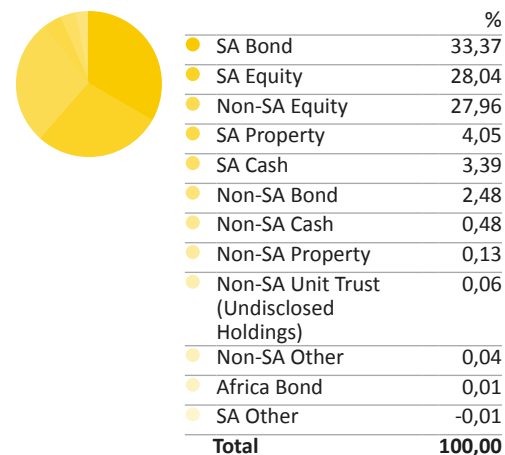
Portfolio Date: 2024/12/31



Portfolio Date: 2024/11/30



Portfolio Date: 2024/10/31




Prime Collective Investment Schemes Management Company (RF) (Pty) Ltd


 +27 (0)10 594 2100	28 Peter Place	PostNet Suite 208
 +27 (0)87 220 4547	Lyme Park	Private Bag x 9
 save@primeinvestments.co.za	Sandton	Benmore
 www.primeinvestments.co.za	2060	2010

Portfolio Contact Details


Fund Manager

Deton Private Wealth (Pty) Ltd
 +27 (0)11 781 4027

Trustee

FirstRand Bank Limited
 +27 (0)87 577 8730

Administrator

Prime Fund Services (Pty) Ltd
 +27 (0)10 594 2100

Glossary of Terms

Standard Deviation is a statistical measure of the dispersion of returns for a given security or market index.

Sortino Ratio measures the risk-adjusted return of an investment asset, portfolio, or strategy. It is a modification of the Sharpe ratio but penalizes only those returns falling below a user-specified target or required rate of return, while the Sharpe ratio penalizes both upside and downside volatility equally.

Sharpe Ratio is a measure for calculating risk-adjusted return. It is the average return earned in excess of the risk-free rate per unit of total risk.

Max Drawdown is the maximum loss from a peak to a trough of a portfolio, before a new peak is attained. Max drawdown is an indicator of downside risk over a specified time period.

Total Investment Charge (TIC) is the sum of the Total Expense Ratio (TER) and the Transaction Costs (TC).

Total Expense Ratio (TER) is the global standard used to measure the impact that the deduction of management and operating costs has on a fund's value. It gives you an indication of the effects these costs have on the future growth of your investment portfolio. A higher TER does not necessarily imply a poor return, nor does a low TER imply a good return. Also, the current TER may not necessarily be an accurate indication of future TERs.

Transaction Costs (TC) is a necessary cost in administering the fund and impacts fund returns. It should not be considered in isolation as returns may be impacted by many other factors over time including market returns, the type of fund, the investment decisions of the investment manager and the TER. Calculations are based on actual data where possible and best estimates where actual data is not available.

Disclaimer

"The co-named funds (as defined in BN 778 of 2011) are registered under the Prime Collective Investment Scheme, managed by Prime Collective Investment Schemes Management Company (RF) (Pty) Ltd ("the manager") (Registration No. 2005/017098/07), a registered Collective Investment Schemes Management Company in terms of the Collective Investment Schemes Control Act 45 of 2002, supervised by the Financial Sector Conduct Authority ('FSCA'). The manager takes full responsibility for the co-named portfolio, regardless of any co-naming arrangements. Deton Private Wealth (Pty) Ltd (FSP No: 44780) is the FSCA approved and appointed investment manager of the co-named CIS funds situated on the 11b Douglas Ave, Craighall, Randburg and is authorised as a Financial Services Provider. Collective Investment Schemes ("CIS") in securities are generally medium to long term investments. The value of participatory interests or the investment may go down as well as up and past performance is not necessarily a guide to future performance. The manager does not provide any guarantee either with respect to the capital or the return of a portfolio. All CIS are traded at ruling prices and can engage in borrowing and scrip lending. The manager reserves the right to close and reopen the portfolio to new investors from time to time in order to manage them more efficiently and in accordance with its mandate. A schedule of fees and charges and maximum commissions is available on request from the manager. Commission and incentives may be paid and if so, would be included in the overall costs. Forward pricing is used. The manager may borrow up to 10% of the market value of the portfolio to bridge insufficient liquidity. Investment performance is calculated for the portfolio and is for illustrative purposes only. The investment performance may differ for each investor as it is calculated by taking into account the initial fees, the actual investment date, the date of reinvestment of income and dividend withholding tax and all ongoing fees. Dealing prices are calculated on a net asset value and auditor's fees, bank charges and trustee fees are levied against the portfolios. Lump sum investment performances are quoted. Income distributions are in the calculations. Income is reinvested on the reinvestment date. The reinvestment of income is calculated on the actual amount distributed per participatory interest by using the ex-dividend date NAV price of the applicable class of the portfolio, irrespective of the actual reinvestment date. Performance numbers and graphs are sourced from Morningstar. NAV to NAV figures have been used. Risk profile of the fund ranges from low risk to high risk with a low risk potentially associated with lower rewards and a high risk with potentially higher rewards. Foreign securities may be included in the portfolio from time to time and as such may result in the following risks: potential constraints on liquidity and the repatriation of funds; macroeconomic risks; political risks; foreign exchange risks; tax risks; settlement risks and potential limitations on the availability of market information. A fund of funds is a portfolio that invests in portfolios of collective investment schemes that levy their own charges, which could result in a higher fee structure for the fund of funds. The daily cut off time is 14:00 for trades and the valuation point is 17:00. Prices are published on Finswitch by 10:00 daily and are also available on request from the manager. This is a Minimum Disclosure Document and a general investor report and should not be seen as an offer to purchase any specific product and is not to be construed as advice or guidance in any form whatsoever. Investors are encouraged to obtain independent professional investment and taxation advice. Investors can also obtain additional information on the managers' website and all price related queries or information is readily available on request"